

Australian Journal of Philately

(Incorporating: The Date Stamp and Australian Journal of Postal History)

No. 110 December 2009



IN THIS ISSUE

**The Australian Colonies' Post Office Wrappers: Crude
Estimates of Survival**

**Enrico Caruso: Postcard From Sydney to Milan,
Redirected to Rome**

Sydney Paid Machine Cancellations

Hand-Held Date-Stamp Notes

Meetings: The Australian Philatelic Society meets bimonthly on the third Monday of (February, April, June, August, October, December), at 7.45 pm at the RSL Canterbury Memorial Homes, 152 Canterbury Rd, Canterbury, Melway Ref: page 46 C 10/11. Visitors welcome.

Subscription. The annual subscription: In Australia: \$A25.00 (Australian Journal of Philately by surface); Asia/Pacific - including New Zealand: \$A30.00 (airmail*); USA, Canada, Europe etc: \$A35.00 (airmail*). Joining fee for new members \$A10. Society members receive four copies of The Australian Journal of Philately each year. (* airmail is now the only AP option)

Webmaster: Website address: <http://www.aps.org.au>

Correspondence: All to the Secretary except as noted. Journal articles to be with the Editor by 15 February, May, August and November respectively.

<u>Secretary:</u>	<u>Australian Journal of Philately</u>	<u>HHDS Notes</u>
Irene Kerry	Tony Lyon	George Vearing
PO Box 7014	6 Allaware Ave	Box 426
Hawthorn	Croydon, Victoria 3136	Mooroopna, Victoria 3629
Vic 3122	Australia	Australia
Australia	Phone: 03 9779 9285	Ph: 03 5825 3194
	E-mail: lyonaj@optushome.com.au	georgedwv@optusnet.com.au

OFFICE BEARERS 2009- 2010

<i>President</i>	:	John Young
<i>Immediate Past president</i>	:	
<i>Vice President</i>	:	Vacant
<i>Secretary</i>	:	Irene Kerry
<i>Treasurer</i>	:	John Steward
<i>Librarian</i>	:	John Young
<i>Committee</i>	:	Michael Barden
	:	Tony Lyon
<i>Editor, AJPH</i>	:	Tony Lyon

Advertising in the Journal:

Half Page \$A30.00	Please send copy to the Editor
Full Page \$A50.00	

Disclaimers:

Articles in this issue of The Australian Journal of Philately do not necessarily reflect the opinion of The Australian Philatelic Society Inc. or of the Editorial Committee.

Copyright of each article in this issue of The Australian Journal of Philately is owned by the author, unless otherwise stated. Permission to reproduce articles must be obtained from the copyright owner, who normally should be contacted through this Society.

2009 - 2010 Programme

14 December 2009	Christmas Meeting	4 sheet competition all members
15 February 2010	John Steward	Postcards
19 April 2010	Tony Lyon	Palestine

Contents

Editorial

Tony Lyon

Editorial 3

The Australian Colonies' Post Office Wrappers: Crude Estimates of Survival
John Courtis 4

Help requested
Brian Fuller 15

Enrico Caruso: Postcard From Sydney to Milan, Redirected to Rome
Maurice Mishkel 16

From the President
John Young 18

Irkutsk to Krugersdorp
Ian Cutter 19

A New Year Card
John Young 21

Sydney Paid Machine Cancellations
Colin Salt 22

HHDS
Compiled by George Vearing 26

Cover

See article page 19 'Irkutsk to Krugersdorp' an submitted by Ian Cutter

Hope this issue finds you in good health as we approach this festive season. May you have a great time with family and friends. May you also have a little time for philately. Maybe planning what you will do during 2010. Attend some of the members meetings or enter an exhibition. The journal has been entered in the literature class at Canberra Stampshow 2010. it will be interesting to find out how it is perceived.

There are a variety of interesting articles and research in this issue including a further Colonies' Postal Stationery article from Professor John Courtis from Hong Kong and a research paper from Colin Salt in England. It is encouraging to have such a wide range of subjects and the preparedness of the authors to submit their findings for publication in our journal.

Dr Maurice Mishkel of Ontario, Canada, has sent an interesting postcard article featuring that great Italian Tenor, Enrico Caruso. We also have contributions from John Young and Ian Cutter.

We thank each one of them for there help in making this journal possible.

I had to hold over an interesting article from George Speirs about Operation Rimau. This will be in the March 2010 Journal.

Keep the articles coming as they make this journal a success. I think I will finally have space to continue New Zealand Musings looking at New Zealand forces mail during WWII in the March issue. I didn't deem it right to take up space when so many of you had responded to the request for material. However, I think I will get in first this time.

I had a good time visiting Timpex 2009 in my hometown in New Zealand in October and was awarded a silver medal for my Queen Victoria Postal Stationery Postcards entry. There were some excellent exhibits. I met a number of Aussies there. For now, Ciao.

Privacy Statement

The Society collects, uses, discloses and holds personal information of members in accordance with the Commonwealth Privacy Act 1988.

The Society collects personal information about a member in order to:

1. maintain a current membership list;
2. inform members about the Society's activities;
3. publish details of members, with their consent, in the AJPH or other Society publications.

Members' personal information will be kept confidential and secure and will not be accessible for unauthorised use, amendment or disclosure. Members may seek access to and lodge any complaints about their personal information by contacting the Society's Privacy Office, John Young.

The Society will strive to ensure that the personal information of members is accurate, up to date and complete. Members can assist the Society in this task by providing correct information and advising when details have changed.



Australian Colonies' Post Office Newspaper Wrappers: Crude Estimates of Survival

Professor John Courtis

The purpose of the paper is twofold: (a) to update the statistical data collected by the author about the supply of postally used Australian Colonies Post office wrappers listed for sale on the Internet and elsewhere¹ and (b) to tackle the very thorny and subjective topic of rates of survival. Previous papers (Courtis 2007, 2005, 2004) detailed the per colony frequency of appearance of wrappers from April 2003 through April 2007. This paper extends the study through November 2008, thereby providing statistics about the supply of wrappers from this source for a continuous period of 68 months. The study thereby shows the flow and diversity of used material and enables some conjectures to be made about the rates of survival of each post office issue. The paper illustrates post office wrappers bearing private printing that have been offered for sale, as well as the only recorded inverted indicium on a newspaper wrapper.

Statistics about the supply of wrappers helps us to identify which extant Post Office issues are less common and thereby facilitate more factual album and exhibit write-ups. Awareness of the possible survival rates and the frequency of appearance of the different issues also help to determine fair and reasonable dealer and auction prices, this matter being especially important while there is no contemporary comprehensive postal stationery catalogue.

The previous analyses covered 499 post office used wrappers. This additional study adds another 241 used wrappers to the overall statistics and enables us to make more informed claims about the relative scarcity of some of the material that has either not appeared at all, or has appeared in very limited quantities. The proportions of colonies' wrappers can be assessed against the 13,300 scans of worldwide used wrappers in the author's computerised database. Australian Colonies' post office wrappers comprise 5.6% of the worldwide database.

Table 1 summarises the per colony frequency of appearance over the 68 month collection window. Wrappers from Victoria and South Australia clearly dominate the overall supply with almost two-thirds from these two colonies. The supply of Queensland Post Office wrappers is about one-quarter of the total, while those from New South Wales are less than 10%. Tasmania and Western Australia barely register. The 740 wrappers have appeared on the market at an average rate of about 11 per month. However, on a colony-by-colony basis this rate is lower and variable: New South Wales about one per month, Queensland 2.5 per month, South Australia 3.3 per month, Victoria 3.8 per month, with Tasmania one about every five months, and Western Australia virtually never. Compared with the worldwide supply of 13,300 used wrappers the frequency of appearance of each colony is quite low: New South Wales one per 200, Queensland one per 100, South Australia and Victoria each two per 100, Tasmania one per 1,000, and Western Australia one per 6,600.

Table 1: Per Colony Frequency of Appearance

Colony	2003	2004	2005-06	2007-08	Total	Percent
	Previously reported studies			This study		
New South Wales	14	12	13	25	64	8.7
Queensland	31	21	60	48	160	21.6
South Australia	44	36	86	68	234	31.7
Tasmania	4	0	8	4	16	2.3
Victoria	56	29	83	96	264	35.7
Western Australia	0	1	1	0	2	0.0
Totals	149	99	251	241	740	100

¹ The analysis includes all wrappers listed singly on the US eBay site, a few wrappers from other eBay sites (e.g., Germany and Australia), other internet sites such as Delcampe, the American Stamp Store and Postal History sites, plus wrappers from collectors who kindly supplied scans from their own collections or from other sources to add to my data base.

New South Wales An additional 25 New South Wales wrappers were listed for sale during this period taking the total to 64 for the 68 month window. As in previous studies, the Higgins & Gage “E” catalogue numbers have been used. One example each of E5 and E12 made their first appearance. The profile of the different issues and their demographics is summarised in Table 2. All ten inter-colony destinations were to Melbourne (Gordon & Gotch) and three were to local New South Wales addresses. Wrappers addressed overseas were to Germany (5), England (3), USA (2), New Zealand (1) and Fiji (1). While two wrappers were uprated, no auxiliary markings were seen on these 25 wrappers. All wrappers were unremarkable.

Table 2: New South Wales Frequency & Survey Details

H&G Catalogue numbers	03-06 (prior study)	07-08 (this study)	Intra-colony	Inter-colony	Over-seas	Up-rated
E1 QV oval 1d rose, in center	1	0				
E2 QV 1d red, watermarked	0	0				
E3 QV 1d red, 2 watermarks	1	1			1	
E4 1d violet, 100 year centenary	3	1		1		
E5 1d slate o'printed Halfpenny	0	1			1	1
E6 QV ½d grey, wmk ONE PNY	15	10		7	3	
E7 QV ½d grey, gummed edges	2	1			1	
E8 1d violet, 100 year, gummed	3	1			1	
E9 1d rose NSW shield, wmkd	6	4			4	
E10 QV ½d grey-green on buff	7	5	3	2		1
E11 QV ½d grey-green on straw	1	0				
E12 1d rose NSW shield, no wmk	0	1			1	
totals	39	25	3	10	12	2

Invaluable research published by John Bell (2006, 2008) has provided us with “estimates of the numbers of the various designs printed and issued”. Bell cautions that his numbers are calculated on various assumptions and that they should be viewed more as quantities in the ‘order of magnitude’ rather than as precise numbers. Notwithstanding, Bell’s research is extremely thorough and provides the best known estimates of quantities printed, and these are used for the following analysis into possible survival rates, which we believe to be very low ². In order to proceed with the analysis I have necessarily had to group some of Bell’s estimates because it is not possible to guarantee accurate identification of H&G numbers from internet scans with regard to paper types, and especially when only watermarking differentiates between types. Bell’s quantities per type and the appearance quantities are summarized in Table 3.

Table 3: Bell’s Quantities Matched with Frequency of Appearance Statistics

H&G Catalogue numbers	Bell’s estimates	Appearance quantities	Estimated survival rates*
E1 QV 1d rose embossed oval in center	1,145,000	1	1 per million
E2 & E3 QV 1d red indicium in center	11,739,000	2	1 per 5 million
E4 & E8 1d violet 100 year centennial	119,000	8	1 per 15,000
E9 & E12 1d rose NSW shield	826,000	11	1 per 75,000
E5 QV ½d grey overprinted Halfpenny	9,000	1	1 per 9,000
E6 & E7 QV ½d grey	1,051,000	28	1 per 375,000
E10 & E11 QV ½d blue-green	5,065,000	13	1 per 400,000
Totals	19,954,000	64	

* Based on the extant statistics. These figures are not intuitively appealing. Obviously more used copies exist in collections and in dealers’ holdings, but until they are documented these low survival rates will suffice as very crude guides.

² Given the number of covers of the period that have survived that were sent from New South Wales to England and elsewhere it is surprising that so few newspaper wrappers were retained by their recipients as mementos of family and loved ones residing in the Colony.

In response to an obvious demand from new settlers to the colony and a change in postal rates for newspapers, the E2 wrapper had a printing of around 6 million between March 1865 and July 1870 on laid paper with the scroll only watermark. With such a high printing and with assumedly hundreds of thousands being used to mail newspapers from Sydney and country areas about colonial life to friends and family in England and elsewhere, it is indeed perplexing that so few wrappers appear to have survived. Perhaps some are hidden away in old ephemera scrapbooks or stamp albums awaiting discovery.

Two wrappers bearing private printing have made an appearance on eBay during this more recent collection period and these are shown as Illustration 1. Additional wrappers bearing private printing may have been listed for sale via the traditional philatelic auctioneers and if so perhaps knowledgeable collectors could supply scans of these wrappers for a more comprehensive record of the more exotic extant material. *The Hebrew Standard* name and address and four address lines seem to have been added to the post office issue after purchase (address lines two and three appear to overlap the edge of the indicium). However, without being able to inspect the actual paper type and width of the wrapper it is unclear whether or not this is the printed-to-private order type KE2. *The Carrington Hospital Annual Report* on the other hand is clearly a PTPO wrapper because it is wider than the post office issue and hence is a very scarce example of KE2.

Illustration 1: New South Wales Wrappers bearing Private Printing



PTPO or KE2: The Hebrew Standard

KE2: Carrington Hospital Annual Report

Queensland Nine types of Queensland wrappers have been listed during the 2007-08 period with a total of 48 wrappers and the distribution of these appears in Table 4. There is a reasonable mix of mailing destinations within Queensland and between Queensland and other colonies as well as about 40% mailed to overseas destinations. Most of those sent overseas were to England and Germany but others can be found addressed to Belgium, Ireland and the USA. Auxiliary markings can be found on three wrappers: **TOO LATE**, **T 5 CTMS T**, and a pair of oval **10 CTMS T**.

Table 4: Queensland Frequency & Survey Details*

H&G catalogue numbers	03-06	07-08	Intra-colony	Inter-colony	Over-seas	Uprd
E1 QV ½d green shaded b'ground	20	11	5	3	3	2
E2 QV ½d green, white background, "d" below "W"	37	8	3	1	4	3
E2a QV ½d green, white background, "d" left of "W"	2	3	2	0	1	1
E3 QV 1d dull rose, 'packet will' penultimate line	15	3	1	1	1	1
E4 QV ½d green, white background, 'statutory' penultimate line	6	4	2	1	1	2
E5 QV ½d green, ½d in each corner, 'statutory' penultimate line	1	1	1	0	0	0

H&G catalogue numbers	03-06	07-08	Intra-colony	Inter-colony	Over-seas	Up-rated
E6 QV 1d bright vermilion, 'statutory' penultimate line	5	5	1	0	4	0
E7 QV ½d green, ½d in each corner, 'rule be' penultimate line	1	0	0	0	0	0
E8 QV 1d bright vermilion, 'rule be' penultimate line	12	8	1	3	4	0
E9 QV ½d green vertical design	13	5	2	2	1	0
Totals* 07- 8 = intra + inter + overseas	112	48	18	11	19	9

Collas (1979) has supplied some figures about the quantities of wrappers distributed from the GPO Brisbane to Post Offices and these are shown in the accompanying Table 5. The paucity of statistical information makes it difficult to correlate distributed quantities to H&G "E" types. If the distribution dates are taken literally then the 1898 ½d green could be E7 and the 1d vermilion for 1898-99 could be E8. The 1899 figure for the ½d green could be E9. The 1910 figures would also have to be ascribed to E9 and E8 (H&G does not differentiate separately the 81mm text box length). For the sake of the present exercise assume the profile of Table 5.

Table 5: Collas' Quantities of Queensland Wrappers

1898	½d 2,168,176 (E7)	1d 126,066 (E8)
1899	½d 2,458,116 (E9)	1d 130,544 (E8)
1910	½d 305,892 (E9)	1d 78,249 (E8)

The wrapper type E7 is inscribed with ½d in each corner. A total of 2.1 million wrappers are purported to have been issued. However, only one extant used example has appeared in the data base. Since I am aware of other extant copies in collections, a crude calculation of survival rate is about one per 250,000 or so. Twenty copies of E8 (1d vermilion with penultimate line ending "rule be") appear in the data base against a purported issue quantity of 334,859 (126,066 + 130,544 + 78,249). This suggests a survival rate of one per 15,000 or so, a rate which is somewhat more intuitively appealing. For E9 (½d green "rule be" penultimate line) there are 18 copies against an issue quantity of 2.7 million (2,458,116 + 305,892). This quantity computes to a survival rate of about one per 150,000 – which is not as intuitively appealing. More precise calculations necessarily must await the identification and reporting of better statistics.

Two spectacular Queensland wrappers have appeared for sale during the collection period and these are shown as Illustration 2. One wrapper is a Goldsmith square "collar" with an 1890 adhesive QV 2½d rose carmine (Sc92) within the preprinted collar. This "collar" is overprinted on the text lines of an E1 wrapper and hence applied after purchase from the post office. H&G make no mention of any PTPO Queensland wrappers.

The second wrapper, quite possibly unique, appeared for sale as Lot 2842 in the November 2008 Christoph Gärtner GmbH & Co. KG auction and sold for 700 Euros plus the hammer percentage. This is the first time a Queensland wrapper has appeared on the market with the indicium inverted relative to the text box. To my knowledge it has not previously been reported in the literature or offered privately or at auction. This outstanding error clearly demonstrates that separate indicium dies and separate text box dies were used in preparing the forme for printing. The indicium die was mistakenly inserted upside down in one of the locations of the (probably) eight wrapper printing forme.

An almost identical interpretation has been offered by Mark Diserio who first brought this inverted wrapper to my attention. Mark writes: *Assuming the wrapper is cut in the normal manner, I suggest it is the stamp cliché which has been inserted upside down. This suggests that no "plate" existed, but that wrappers were printed on an "as needs basis" by (most likely) locking the text and the clichés into the chase on the bed of the printing press. The number of impressions may have correlated to the size of the paper available to the printer.*

One may assume that when the inverted indicium was noticed it was quickly reset in the upright position. However, the rhetorical question can be asked whether the errors were removed for destruction with one (or more) example(s) missed? At the very least we now have factual evidence

that the appearance of an inverted indicium is possible and that the wrapper bearing this error has seen legitimate postal service (to Gordon & Gotch, Melbourne). Discussion about the appearance of an inverted indicium is not a trivial matter because it is the first recorded case of an inverted indicium on a wrapper from any postal entity since Post Office wrappers first appeared. It must thereby qualify as one of the rarest items of postal stationery. At the very least, what it will do is stimulate postal stationery collectors to be sharp-eyed in searching for other examples.

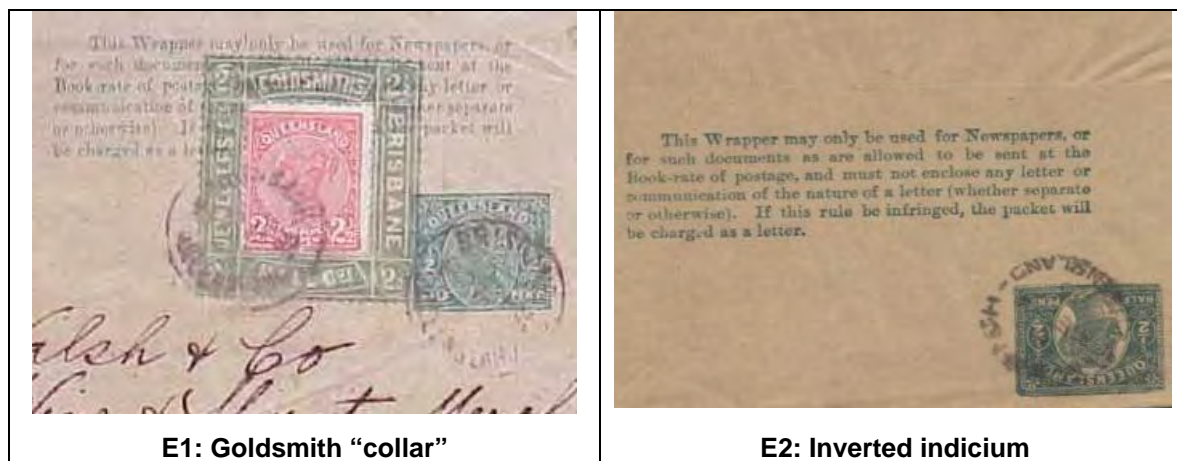


Illustration 2: Queensland Wrapper with Private Printing; Inverted Indicium

South Australia The E3 issue of South Australia continues to dominate the listings, not only for this colony, but it has also the dubious distinction of being the most “common” of all wrapper types issued by all colonies. About half of the additional 68 appearing during this extra collection period were uprated and about the same quantity was addressed to two overseas countries, one third to Germany and the remainder to Great Britain. There were a few exotic destinations for other wrapper types: Straits Settlements, Mauritius and New Zealand.

Two wrappers revealed auxiliary markings: a thick 1 postage due handstamp and a three line handstamp **NOT KNOWN BY// LETTER CARRIERS// PRAHRAN**. The profile of appearance of each type is summarized in Table 6.

Table 6: South Australia Frequency & Survey Details*

H&G catalogue numbers	03-06	07-08	Intra-colony	Inter-colony	Over-seas	Up-rated
E1 QV ½d violet on white, oval shield	0	1		1		
E2 QV ½d violet on white, round shield	2	0				
E3 QV ½d violet, Arms, lion full face	106	38	4	11	23	20
E3B QV ½d violet, big Arms, OS o'print	27	9	8		1	1
E4 QV 1d green	2	7	4	1	2	
E4a QV 1d green indicium on left	2	0				
E4B QV 1d green, OS overprint	3	1	1			
E5 QV ½d violet, small Arms	2	2	1		1	
E5B ½d violet, big Arms, lion facing right, Commonwealth of Australia, O.S.	0	0				
E6 QV ½d violet, SOUTH above & AUSTRALIA below indicium	2	3	2	1		
E7 QV ½d violet, big Arms, lion facing right	12	3	1	1	1	1
E7B QV ½d violet, big Arms, lion facing right, OS overprint	2	0				
E8 QV ½d violet, Commonwealth of Australia added	4	0				
E9 QV 1d green, Commonwealth of Australia added	2	4	3		1	2
E10 1d deep orange, no text, indicium only	0	0				

Totals* = Intra + Inter + Overseas = 68	166	68	24	15	29	24
--	------------	-----------	-----------	-----------	-----------	-----------

Neither Allan Gory nor I have come across any statistics regarding issued quantities of South Australian wrappers. What I was able to find, however, is a list of quantities of newspapers mailed from 1850 to 1860 (James et al., circa 1950). The Blue Book 1859 shows the “total number of Letters and Newspapers passing through the Post in the Province” (p.16) and these numbers are reproduced in Table 7. Unfortunately none of these statistics can be used directly because South Australia Post Office wrappers were not available to the public until 1882, a period well beyond the mailing quantities shown.

As a methodological exercise, if the quantities are compounded at their overall average rate of 16% per year for 22+ years, the quantity of total newspapers mailed extrapolates to 10,295,890 for 1882, 11,943,231 for 1883, 13,854,150 for 1884 and 16,070,811 for 1885. Not all of these newspapers would have been sent within Post Office prepaid wrappers, many newspapers being contained within home-made or blank wrappers bearing an adhesive ³.

The E3 wrapper, the most common, was issued in 1885 against an extrapolated mailing of about 16 million. For the sake of the argument let us assume that 25% of these newspapers were folded in home-made wrappers leaving a total of 12 million that used the E3 post office issue. As shown earlier in Table 6, 144 of E3 have appeared in the data base. This quantity equates to a survival rate of about one per 80,000. The survival calculation for E2 issued in 1884 is much worse with only two copies in the data base against an estimated Post Office usage of 75% of 13.8 million or about 10.35 million. A survival rate of one per 5 million is inconceivable and yet the extant number is small and the quantity of newspapers estimated to have been mailed in that year is quite large.

Table 7: (James) South Australia Newspaper Mailings 1850-1860

Year	Ship newspapers	Newspapers inland	Total newspapers	Percent change
1850	178,536	214,641	393,177	
1851	216,657	301,065	517,722	+31.6
1852	272,706	201,819	474,525	-0.08
1853	292,306	210,413	502,719	+5.9
1854	322,214	335,562	657,776	+30.8
1855	328,766	466,275	795,041	+20.8
1856	315,372	470,236	785,608	-0.02
1857	307,975	541,971	848,946	+0.08
1858	325,236	591,412	916,648	+0.08
1859	349,784	665,542	1,015,326	+10.7
1860	360,686	691,391	1,052,077	+0.04
totals			7,959,565	16.7% pa

³ Ironically there has been a mere handful of South Australian wrappers listed on eBay over the collection window that used private home-made or blank wrappers with adhesives. Given my 25% arbitrary estimate of the quantities of these blank wrappers (which translates to about 10 million from 1882 to 1885), they seem to have suffered an even lower survival rate than post office issues.

Post Office archives in Adelaide must surely have some statistics for newspapers mailed during the period when wrappers were issued. When postage rates on newspapers are introduced and there is a corresponding public demand the Post Office responds by printing and issuing pre-paid wrappers. Some record of how many were made available to the public must surely be awaiting patient discovery or if these statistics are available somewhere they need more obvious publicity.

There were three E6 wrappers with SOUTH on top of the indicium and AUSTRALIA beneath that included private printing: in Gothic script *The Advertiser*, and in sans-serif upper-casing *The Popular Daily* (two examples), and in sans-serif upper-casing *Faulding's Medical Journal*. If the circulation statistics of *The Advertiser* and/or of *Faulding's Medical Journal* were known we might be able to estimate the survival rates applicable to these two types and extrapolate these rates to other issues. The two wrappers are shown as Illustration 3. There is another wrapper with private printing in Gothic

script: *The Chronicle*, but as this wrapper did not appear for sale during the collection period I mention it in passing.



Illustration 3: South Australia Wrappers with Private Printing

Victoria A total of 96 Victorian used post office wrappers are included in this additional analysis and these are summarized in Table 8. Almost all of these were listed on eBay, although some of the earlier E numbers (E2-E7) addressed to Mrs. or Mr. Hill in Ceres were taken from a postal history web site. There were 17 types of wrappers and of these 60% comprised the two types E15 and E17. Next to the South Australia E3, the Victorian E15 is the most common extant used Colonial wrapper. Only nine wrappers were uprated while 23 were addressed to overseas destinations, half bearing GB addresses. A few exotic destinations were noted: Straits Settlements, Jerusalem, Geneva and Fiji.

There were four wrappers with auxiliary markings: an oval **T 1d** together with a handstamped boxed “**Refused on Account of Tax**”, a boxed “**Unclaimed at Yarraglen**”, **1d FB** together with a hexagon **T 10c**, and **3d IS** and hexagon **T 15c**. Another wrapper showed an oval merchant’s handstamp J. E. Kennan Bookseller and Stationer, Hamilton.

Table 8: Victoria Frequency & Survey Details

H&G catalogue numbers	03-06 prior	07-08	Intra-colony	Inter-colony	Over-seas	Up-rated
E1 QV 1d green	0	0				
E2 QV 1d green with borders	0	1	1			
E3 QV 1d green with borders with red overprint ½ ½ HALF	0	0				
E4 QV ½d carmine bantam,	2	2	2			
E5 QV 1d green,	2	1	1			
E6 QV ½d salmon	1	1	1			
E7 QV 1d green	1	1	1			
E8 QV ½d pink on pale blue	0	0				
E9 QV ½d rose bantam, vertical STAMP DUTY	0	0				
E10 QV 1d green, vertical STAMP DUTY	0	0				
E11 QV ½d pink	2	2	2			
E12 QV 1d green	2	1	1			
E13 QV ½d grey-lilac	3	0				
E14 QV 1d green	4	2	1		1	
E15 QV ½d carmine	45	43	35		8	5
E16 QV 1d brown	3	4	2		2	
E17 QV ½d yellow	46	15	12	2	1	3
E18 QV 1d blue	22	4	1		3	
E19 QV ½d emerald	9	5	4	1		
E20 QV 1d carmine	1	1			1	

H&G catalogue numbers	03-06 prior	07-08	Intra-colony	Inter-colony	Over-seas	Up-rated
E21 QV ½d green	4	0				
E22 QV 1d rose bantam (does this exist?)	0	0				
E23 QV ½d green	6	3	2		1	
E24 QV 1d rose	5	5	1		4	
E25 QV ½d green	7	5	1	2	2	1
E26 QV 1d vermilion single thick borders	0	0				
E27 QV ½d green	3	0				
E28 QV 1d vermilion, no borders	0	0				
Totals	168	96	68	5	23	9

Stieg (2001) includes quantities issued of each type thereby enabling survival rate estimates to be calculated similarly to those for New South Wales. Estimated survival rates based on Stieg are summarized in Table 9.

Table 9: Stieg's Quantities Matched with Frequency of Appearance Statistics

H&G Catalogue numbers Stieg's issue dates & E #s ¹	Stieg's quantities	Appearance quantities	Estimated survival rates ²
E2 QV 1d green, 17 May 1871 (E2)	1,040,000	1	1 per million
E4 QV ½d carmine bantam, Feb. 1880 (E5)	350,000	4	1 per 87,500
E5 QV 1d green, 21 August 1882 (E6)	64,170	3	1 per 20,000
E6 QV ½d salmon, 1 Jan. 1885 (E7)	550,000	2	1 per 275,000
E7 QV 1d green, 1 Jan. 1885 (E8)	30,000	2	1 per 15,000
E11 QV ½d pink, Oct. 1885 (E10)	600,000	4	1 per 150,000
E12 QV 1d green, March 1886 (E11)	20,000	3	1 per 7,000
E13 QV ½d grey-lilac, 5 July 1886 (E14)	600,000	3	1 per 200,000
E14 QV 1d green, 5 July 1886 (E15)	300,000	6	1 per 50,000
E15 QV ½d carmine, 8 Feb. 1887 (E16)	20,000,000	88	1 per 225,000
E16 QV 1d brown, 28 Feb. 1890 (E17)	400,000	7	1 per 55,000
E17 QV ½d yellow, 19 Sept. 1894 (E18)	12,000,000	61	1 per 200,000
E18 QV 1d blue, 30 April 1895 (E19)	225,090	26	1 per 8,500
E19 QV ½d emerald, 1 Aug. 1899 (E20)	4,250,000	14	1 per 30,000
E20 QV 1d carmine, 1 Aug. 1899 (E21)	65,000	2	1 per 32,500
E21 QV ½d green, 17 Jan. 1901 (E22)	1,300,000	4	1 per 325,000
E23 QV ½d green, 29 June 1901 (E24)	5,000,000	9	1 per 550,000
E24 QV 1d rose, 23 Jan. 1901 (E23)	125,000	10	1 per 12,500
E25 QV ½d green, May 1903 (E25)	6,250,000	12	1 per 52,000
E27 QV ½d green, 1909 (E27)	5,500,000	3	1 per 1,800,000
Totals	58,669,260	264	

¹ Readers should note that Stieg's E numbers are not always identical to H&G numbers.

² These numbers are not intuitively appealing but represent "worst case" scenarios. As more used copies of each type are documented the estimates will be adjusted.

These estimated survival rates deserve some discussion. These are very "soft" numbers based on quantities collected from internet scans, almost exclusively eBay listings over a 68 month collection period. There must be many used wrappers from Victoria held by philatelic dealers around the world, and many more held in collections. The overall quantity of wrappers issued is a very large magnitude of over 58 million against a data base collection of 264. However, what types and how many of each are held elsewhere remains a matter of speculation.

The nomenclature of printed-to-private-order (PTPO) and private printing on post office issues is often confused. H&G identifies those wrapper types that were PTPO (i.e., KE catalogue numbers). Those not so identified are post office issues that were sent to commercial printers after purchase for the addition of other information such as sender details. Fourteen PTPO and wrappers bearing private

printing appeared for sale on eBay and elsewhere and these are shown in Illustration 4. Some of the scans are of poor quality but are included so as to provide a visual record of the more exotic extant material.

Wrappers included in Illustration 4 are: Victoria Estate Company (KE8), Mentone and Moorabbin Chronicle (E15), The Austral Light (E15), Pleasant Creek News and Stawell Chronicle (E15), Mornington Standard (E15), Shearers' Record (E15), St. Arnaud Mercury (E15), Mt. Wycheproof Ensign (E15 and E17), Swallow & Ariell Ltd. (E20), The Spectator (E17), The Australian Stamp Collector (E18), Bendigo Evening Mail (E19) and Willder and Company's Monthly Guide (KE).

The Willder and Company wrapper is distinguished from the post office issue as printed-to-private order because of the omission of borders and rouletting. Moreover it is printed on paper stock that is not a post office issue.

Illustration 4: Victoria PTPO & Private Printing on PO Issues

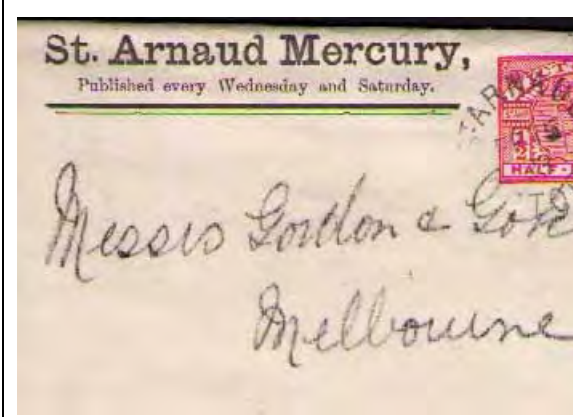




E15: Mornington Standard



E15: The Shearers Record



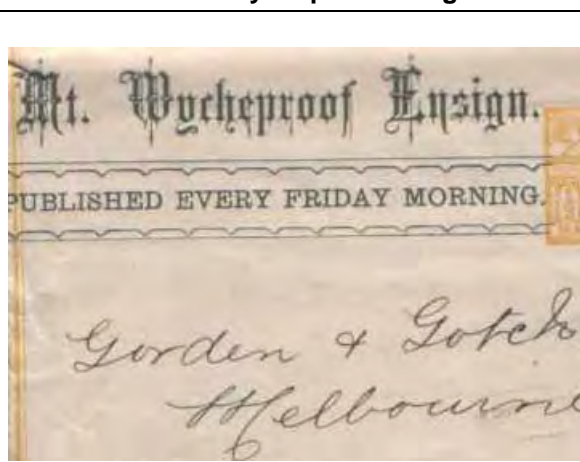
E15: St. Arnaud Mercury



E15: Mt. Wycheproof Ensign



E17: The Spectator



E17: Mt. Wycheproof Ensign



E18: The Australian Stamp Collector



E19: Bendigo Evening Mail

Tasmania & Western Australia No additional copies were recorded for Western Australia and used examples from this colony continue to be the most elusive. For Tasmania, four copies of the PTPO *The Mercury* were recorded: three ½d orange KE1 and one 1d red KE3. All copies were addressed “overseas” - Brisbane, Adelaide and London. Illustration 5 shows the two types of *The Mercury*, Hobart wrappers.




Illustration 5: Tasmania Printed-to-Private-Printing Wrappers

Overall Scarcity Profile In lieu of a more traditional Conclusion section, Table 10 summarises the wrappers per Colony and per type that have appeared for sale, mostly on eBay, over the 68 month collection period. This provides a quick overview of wrapper types and their frequency of appearance can aid in quick determination of relative scarcity ⁴

⁴ Any collector with supplementary or differing information is welcome to contact me by email at acapajc@cityu.edu.hk, which is supposed to be a life-long email address. I would especially like to hear from any philatelist who possesses South Australia wrapper quantities issued to the Post Offices, and from collectors who could supply 300dpi scans of additional PTPO wrappers from any of the colonies or improved scans or those illustrated herein.

Table 10: Appearance & Frequency per Colony/Type: 2003-08

H&G	Victoria	South Australia	Queensland	New South Wales	Tasmania	Western Australia
E1	0	1	31	1	1	1
E2	1	2	45	0	KE1 4	1
E2a	-	-	5	-	KE3 7	
E3	0	144	18	2	KE5 3	
E3B	-	36	-	-	KE6 1	
E4	4	9	10	4		
E4a	-	2	-	-		
E4B	-	4	-	-		
E5	3	4	2	1		
E6	2	5	10	25		
E7	2	15	1	3		
E7B	-	2	-	-		
E8	0	4	20	4		
E9	0	6	5	10		
E10	0			12		
E11	4			1		
E12	3			1		
E13	3					
E14	6					
E15	88					

H&G	Victoria	South Australia	Queensland	New South Wales	Tasmania	Western Australia
E16	7					
E17	61					
E18	26					
E19	14					
E20	2					
E21	4					
E22	0					
E23	9					
E24	10					
E25	12					
E26	0					
E27	3					
E28	0					
Totals	264	234	160	64	16	2
Percent	35.7	31.6	21.7	8.7	2.2	0.1

References

- Bell John (2006), New South Wales Postal Stationery, *Sydney Views*, August, pp. 19-20.
 Bell John (2008), NSW Newspaper Wrappers Paper, Designs, Numbers Printed etc, *Sydney Views*, May, pp. 16-22; August, pp. 16-22.
 Collas P. (1979), *Queensland Postal Stationery: The Backgrounds and the Issues*, The Hawthorn Press, Melbourne, pp. 51.
 Courtis John K. (2007), Tracking the Supply of Australian Colonies' Newspaper Wrappers, *Australian Journal of Philately*, No. 100, June, pp. 36-41.
 Courtis John K. (2005), Survival Profile of Australian Colonies' Wrappers, *Australian Journal of Philately*, No. 93, September, pp. 9-13.
 Courtis John K. (2004), A Survey of Australian Colonies' Wrappers, *Australian Journal of Philately*, No. 89, September, pp. 7-31.
 Higgins & Gage (1964), *Priced Catalogue of Postal Stationery of the World*, Higgins & Gage. Inc., California.
 James N. R. (circa 1950), The Postage Stamps of South Australia, Philatelic Society of South Australia, (Postilion Publications reprint, New York), pp. 128.
 Stieg Carl L. (2001), *Victoria Postal Stationery 1869-1917*, Triad Publications, Weston, pp. 218.

My sincere thanks as usual to two senior philatelists who constructively critique my work: Mark Diserio and Allan Gory. Their helpful suggestions have been incorporated into this version.

I am still seeking anyone with part or whole copies of the Victorian large oval parcels hand stamps. They were used at the Chief Parcels Office, GPO, Elizabeth St, Postal Hall, Russell Street, Collingwood, and Prahran.

Most places probably have two or more of each type in simultaneous use. Hence, even part cancel strikes are of great assistance. For example POSTAL HALL (provided from the UK). The part strike indicates two cancellers of similar design were used and, according to the stamps, one possibly succeeding the other.

If you can identify the earliest date of issue of your stamp that was cancelled that would be most appreciated. I really welcomed the few very responses I have received, however, most disappointingly nothing from interstate. Please if you can possibly assist.

Message 03 9802 8802

Contact 0400 532 400 **Brian Fuller**
 EMAIL bifuller@optusnet.com.au



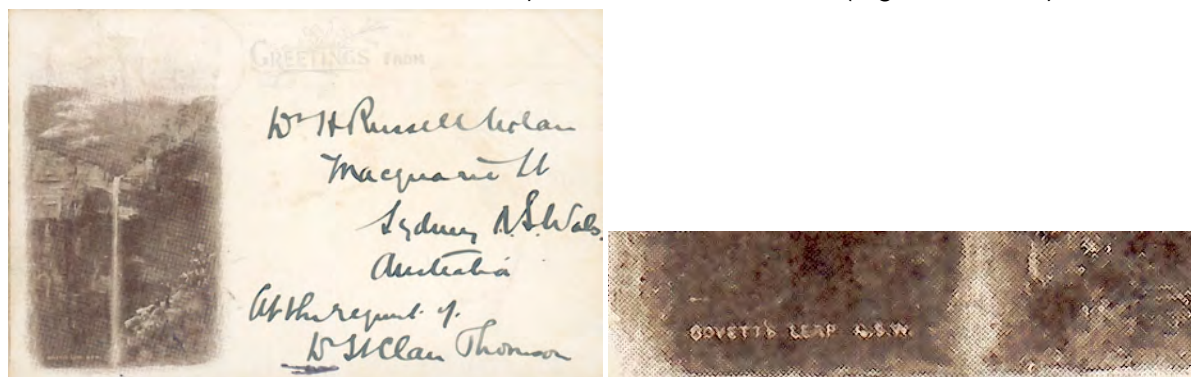
ENRICO CARUSO: POSTCARD FROM SYDNEY to MILAN, REDIRECTED to ROME

Maurice Mishkel

This taxed New South Wales postcard has a red printed 1d 'Shield' stamp canceled with the duplex SYDNEY/ DE 30/ 3 45 P.M/ 02/ 44 with a barred N.S.W obliterator. It is addressed to Signor Cav. Enrico Caruso, 1 Via Velasca, Milan Italy, and is redirected simply to 'Roma'. It also has a N.S.W/ T/ 5' tax handstamp, with the red 10 centesimi Italian postage due stamp, which is cancelled with an illegible Milan postmark. There is a *ms.* blue crayon '6', a black oval '135' as well as a black oval '230' (Figure 1).



The reverse has a printed 'Greetings From' and the following inscription: Dr. H. Russell Nolan, Macquarie St, Sydney N.S.W., Australia / At the request of Dr. St Clair Thomson. The card is illustrated with a poor photo of a waterfall which is identified as Govetts Leap N.S.W. (also known as the Bridal Veil waterfall at Blackheath), in the Blue Mountains (Figures 2 & 2A).



The reverse can be dismissed quickly as the reason for the sending of the postcard to the world famous Italian tenor, Enrico Caruso, has not been learnt, but both named surgeons have been identified. Dr. St. Clair Thomson was a Sydney Ear, Nose and Throat surgeon who wrote a book on Cancer of the Larynx, and the Medical History Museum, University of Melbourne has an example of a St. Clair Thomson's Adenoidal Curette in its exhibits. Dr. H. Russell Nolan was an Honorary Oral Surgeon who was on the staff of the United Dental Hospital of Sydney.

I wondered what was the association of Caruso with these Australian surgeons: was it a professional association, for at a later date in New York, Caruso had a throat bleed which initially was reported as worrisome career-wise in *The New York Times*. My curiosity was rewarded when I asked the question: 'Did Caruso ever sing in Australia?', for I received 3 'hits'.

A motor hotel in Heemskirk and the Gaiety Theatre at Zeehan (both in Tasmania) as well as *The Sydney Morning Herald* all stated that Caruso sang in Zeehan at the Gaiety Theatre. This sounded at least plausible, for I was aware in my research of Caruso that he had performed with the famous Australian singer, Dame Nellie Melba, albeit in London, and that they had a professional friendship during their singing careers. All of the three above sites were similar in

their wording, namely no details of the date(s) of Caruso's performance(s), and a statement that other performers such as Lola Montez ('bombshell of her time') and Houdini had also performed at the Gaiety Theatre; Dame Nellie Melba had also been invited to sing, but there was 'no evidence that she actually performed'. This last statement was followed by the following disclaimer: "Not every heart-warming tale in the Australian bush is necessarily cast-iron fact!" This statement has been confirmed by information obtained from the National Library of Australia and the State Library of Tasmania, that Caruso had never sung personally in Australia.

The Gaiety Theatre and Grand Hotel were constructed in 1898. The theatre was Australia's largest concert hall at the time and had the capacity to seat 1000 people. The size of this establishment provides some insight into Zeehan's importance at the time. In the early twentieth century Zeehan was known as the 'Silver City of the West'. Its recorded population of 5,014 people in the 1901 Census made Zeehan Tasmania's third biggest town at that time. The Gaiety Theatre and a map showing Zeehan in the north-west Tasmania, are seen, as well as a signed photograph of Enrico Caruso, the most famous tenor of his time, is seen in Figures 3- 5.



I am indebted to Elizabeth Lehete, Tasmanian Archives and Heritage Office, State Library of Tasmania for putting this myth to rest.

Govett's Leap is further discussed at my website- www.auspostalhistory.com - in the Category: Science, under the Heading: George Lyell.

From the President

The Australian Philatelic Society awards three medals to people who have contributed to the Society or to wider philatelic fields.

A life membership medal is given for contributing long service to the Society. A fellowship medal is given for ten or more years distinguished service to the society. Finally there is the John Webster medal, the highest the society can bestow, for distinguished service by a member or non-member.

John Webster was a doyen of Australian postal history, and is best remembered from his co-authorship of the definitive volumes on Victorian postal datestamps and related history. He was an early member of the Postal History Society, the forerunner of the present society.

This year the Society's council awarded the John Webster medal to Ruth O'Dea, Tom O'Dea and Brian Fuller. The O'Dea's very generously gave their time and talents to designing and building the APS website, and continue to do so. No one has kept count of the hours they put in, but they are in the hundreds. The quality of the website is a testament to their expertise.

Brian Fuller is an active and long-time organizer of philately in Victoria, particularly at club and local levels. He is also a keen researcher, often at the forefront of modern postal technology.

The council was honoured to award Webster medals to Ruth, Tom and Brian on behalf of the society.

John Young

Additional Committee Members Required

Your Society has its website up and running. Our Webmaster is continually making improvements and adding functions for the benefit of us all. The web is generating much interest in two areas; questions asked of the Secretary on a variety of topics, and forums. The latter is open to all members to assist.

The Committee feels there is a need for two **younger computer literate** members to control these functions, which have now become available. Currently Tony Lyon and Michael Barden are carrying the entire load. The latter, due to age & health reasons, needs to pass on the baton.

As connection is via the internet, neither position needs to be in Melbourne.

1. **Secretarial Assistant** – to handle all the requests and queries to www.aps.org.au, such as where to sell stamp collections, forthcoming events (and post new ones for the APS) etc. Many questions are redirected to other APS members or persons, who have the knowledge to better answer them, so some knowledge of who's who helps. Others can help here initially.
2. **Forum Manager** – either to take over or assist Tony, who is now doing this function as well as Editorship of AJP. Again, while a good knowledge helps, knowledge of who can assist for a specific topic is more useful. You learn a lot too doing this, so it brings a two way flow. It would also assist if more members, who have internet connection, partook of the forums.

Applications and queries to either or both of Tony or Michael via the web or directly will be most welcome.

Irkutsk to Krugersdorp.

Ian Cutter



The caption to this postcard reads, roughly, “Town of Irkutsk, View over town and Ruthenia street”

The datestamps show the card to have been posted from **Irkutsk** on 12.04.1908 and reaching its destination, **Krugersdorp**, Transvaal on 28 May 1908. The datestamps illustrated are an attempt to disentangle overlapping datestamps, handwriting and printing on the card without adding any spurious detail.

Irkutsk is on the western side of Lake Baikal in Siberia; which is at about the same longitude as Singapore. It was founded in 1651 as a Cossack garrison, and was a place of exile in the time of the Czars. Its population is about 700,000.

Krugersdorp is about 30 km NW of Johannesburg. In contrast to the antiquity of Irkutsk, this town was founded in April 1887 when gold was discovered.

The writing on the card begins with “Irkutsk, Siberia” at the top of the picture.

On the message side the first line, inverted, reads “Address at present unknown.”

The message itself is more interesting than the “Hope you like this postcard” or “Why haven’t you written?” or “I promise to write a letter soon” wording that is common on cards of this era.

It reads as follows:

Irkutsk 25 April 1908

Dear friend, as you

see I am again in Siberia.

I am traveling to Wladiwostok, and from there to Nikolaevsk,
later up north as far as possible.

I am in the service of an

English firm and am going

to investigate [certain?] goldfields.

Kind regards

Yours Aresson.

The card is addressed to

C. [Y?].Hansen Esq

P.O.Box 2

Krugersdorp

Transvaal

There is nothing to add about the addressee, other than to note that Hansen is still a family and business name in the area.

The dates look odd at first – the letter seems to have been posted before it was written. Presumably the writer was using the Gregorian calendar, whereas Russia retained the Julian calendar until 1918. If we advance the datestamp by the 13-day difference between the calendars then the two dates coincide. The time in transit becomes just over a month.

Travel to Vladivostok would be by rail. There had been rail communication between Lake Baikal and Vladivostok since 1903 via the East China line, and the Circum-Baikal railway around the south end of that lake had been completed in 1905. (The Trans-Siberian line via Kharabosk was not completed until 1916.)

There is a temptation to imagine the journey continuing to Nikolaevsk in Alaska (which had been part of Siberia until 1887). Vladivostok could be the port of embarkation, and gold had been found in Alaska in the 1880s, so the researching of goldfields would be reasonable. It is perhaps a relief to establish that this theory can not be correct – the Alaskan town of Nikolaevsk was founded by émigrés who left Russia only after the 1917 revolution.

This leaves the last definite destination as the town of Nikolaevsk near the mouth of the Amur River. The first part of the journey would have been by train for about 600km from Vladivostok to Kharabosk on the Amur, then by boat about 700km down that river.

Nikolaevsk is described by Lonely Planet as a town that still retains an enchanting tsarist character and has a population of 40,000. Another publication describes it as “a decayed town of Eastern Siberia, 23 miles from the Amur’s mouth. Pop. 3500.”

Whatever it was like in 1908, we hope that the writer’s mission proved successful.

New Year Postcards

John Young

In the September 2009 issue of *AJP* Colin Salt showed us a New Year postcard mailed on 30 December 1900 from Switzerland to Germany. Among several questions, he asked if the card was a “special’ for the new century.

I think not. Shown below are New Year postcards from Austria in 1899 and from Germany in 1903. Both carry the word “Neujahr”, the same as Colin’s. The Austrian card was printed in Vienna, but the one from Germany has no proof of place of printing or publication. However, it looks French: it is titled on the back ‘carte postale’, and the “Prosit Neujahr” is in gold and looks like it has been printed separately. In other words, it seems that a general-use French postcard was got up for the German market.



I also have other German postcards –

1922: expressing best wishes for “neuen jahre”, with a picture showing children with (Christmas?) parcels.

1968: a similar card, with Christmas and New Year wishes.

All these cards were addressed to Australia, not a common destination, so I suspect the cards were much used in Germany. In Australia, and UK I think, people sent new year messages in the correspondence part on postcards, and the cards often depicted scenery, actresses etc. In Australia this lessened, or ceased, after world war 1. The custom in Germany and adjoining places seems to have been longer-lived. (Incidentally, Colin’s Swiss postcard looks like a German production.)

I doubt there was a special postal definition for a new year card, except half price if sent with no correspondence and full price with correspondence, like other postcards. As for the arrival date stamp on Colin’s postcard being something special for the new year/century, I don’t know,


SYDNEY PAID MACHINE CANCELLATIONS

Colin Salt.

The standard work on Sydney machine cancellations is *The Postal History of Sydney. Volume 1. ‘Rideout’ to ‘Toshiba’* by A. E. Orchard and R. Tobin. (ref.1) This gives very comprehensive coverage of the types of machine used, illustrations of the various dies and early and late usage details. It does not cover the PAID dies however and this listing has been compiled with a view to recording this information.

Strikes of the early dies, certainly up to the arrival of the Universal machines in 1927 are very hard to find and I acknowledge the shortcomings in this section of my listing.

THE NEW ZEALAND MACHINES.




The first machine was installed on 2 December 1907 (ref 1.) and gave a continuous impression across the top of the envelope.


I have only seen two and the dates of use are 26 December 1907 and 26 May 1909. Both are

struck in black.

It seems probable that the dies changed from time to time in line with the regular dies used on stamped mail.




My only example of this revised die is dated 20 May 1913 and is struck in red as are all the subsequent strikes in this listing.



A revised series of 4 dies appeared in 1913 showing codes 1, 2, 3 and 4 although code 4 has only been seen on PAID mail. Ref.1.

Date range is 6 February 1914 to 30 November (1914?) although I have a

single strike of the die head only dated 30 January.

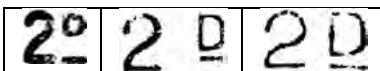


New dies appeared in 1915 and the PAID version is illustrated here. Over the next few years the regular dies were replaced from time to time and the standard work (ref 1) lists a number which vary in diameter, 25mm, 26mm and 27mm being recorded. If the paid dies were changed in the same way then matches should be found. I have examples

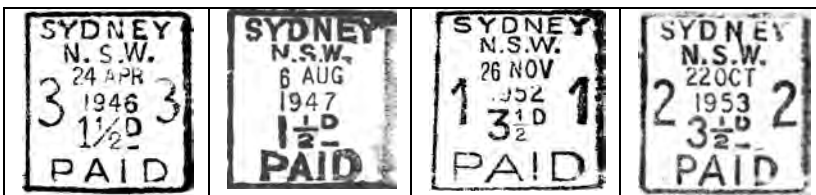
of each measurement but not enough to determine period of use of each type.

Overall, my dates are 29 July 1915 early through to 8 August 1927

NOTES TO THE UNIVERSAL SECTION.



Types 1, 2 and 3 all show the postal charge, an amount followed by D to indicate that the amount was in pence. There were at least three settings of the D and it is not possible to determine if they were loose slugs or engraved upon the die. For clarity these have been enlarged.



Two types are noted for the presentation of each of the 1½d and 3½d values



There are also different settings of the PAID indication at the foot of the die. The examples shown are not exhaustive and other variations in width and size of letterings can be found.

An illustration of each type follows with brief notes and other variations are shown in the specific section of the listing in which they occur. This is followed by a tabulation showing the periods of use recorded so far.

UNIVERSAL TYPE 1.



Shows SYDNEY only.
No coded dies for this type.
Rates seen. 1d. 1½d. 2d. 4d.

UNIVERSAL TYPE 2.



Shows SYDNEY N.S.W.
No coded dies for this type.
Rates seen. 1d. 1½d. 2d. 2½d. 3d. 3½d. 4d. 5d. 6d.

UNIVERSAL TYPE 2a.



As type 2 but price slugs not inserted.

UNIVERSAL TYPE 3.

Shows SYDNEY N.S.W.

Various codes.

Rates seen. 1/2d. 1 1/2d. 2d, 3d. 3 1/2d. 5d. 6d. 6 1/2d. 8 1/2d. 2/-.

1.	1a.	1b.
3 dies for code 1. Note placement of N.S.W. in relation to lettering of Sydney.		

2.	3. rounded	3a. flat top	8

UNIVERSAL TYPE 3a.

As type 3 but price slugs not inserted.

UNIVERSAL TYPE 4.

Shows SYDNEY N.S.W. AUST.

Various codes.

		Code 3 not seen.	
--	--	------------------	--

UNIVERSAL TYPE 5.

Shows NSW and AUST vertically at each side of the date block.

A.	B.	C.	D.
Narrow paid	Wider paid	N of NSW closer to S of Sydney.	Wide Paid.

UNIVERSAL TYPE 6.

Introduction of the postcode.

A.	Aa. As type 1 but shows time	B.	C.	D.

TYPE	CODE	EARLY DATE	LATE DATE	PRICE SLUGS INSERTED.	COMMENTS.
1	-	7 Sep 1927	16 Dec 1936	Yes	
2	-	23 Nov 1936	12 Jan 1956	Yes	
2a	-	23 Dec 1938	4 Oct 1961	No	
3	1	5 Sep 1949	26 Jul 1955	Yes	
	1a	15 Oct 1949	22 Jan 1958	Yes	
	1b	3 Dec 1954	9 Dec 1955	Yes	
	2	8 Nov 1943	2 Aug 1956	Yes	
	3	30 Jun 1941	15 Oct 1948	Yes	
	3a	19 Apr 1949	28 Nov 1956		
	8	4 Sep 1953	28 Mar 1955	Yes	Smaller lettering.
3a	1			No	Not seen in this format
	1a	14 Feb 1956	20 Mar 1965	No	
	1b	11 Nov 1959		No	
	2	22 Aug 1956	29 Jul 1965	No	
	3			No	Not seen in this format
	3a	5 Jul 1956	29 Mar 1958	No	
	8	8 Mar 1956	20 Feb 1963	No	
4	1	29 Mar 1963	21 Nov 1967	No	
	2	6 Dec 1965	20 Aug 1969	No	
	3				Not seen in this format
	4	4 Aug 1960	7 Feb 1967	No	Dots between N S W Aust placed centrally.
5A	-	16 Aug 1965	4 Mar 1969	No	
5B	-	13 Sep 1963	3 Nov 1969	No	
5C	-	21 Sep 1962	19 Nov 1969	No	
5D	-	24 Nov 1967	24 Nov 1969	No	
6A	-	28 Nov 1969	10 Mar 1978	No	
6Aa	-	30 Jun 1978	16 Dec 1980	No	
6B	-	12 Oct 1980		No	
6C	-	10 Oct 1974	24 Mar 1975	No	Only poor strikes seen
6D	-	23 Apr 1982	6 Jun 1982	No	

Reference.

1. The Postal History of Sydney. Volume 1. 'Rideout' to 'Toshiba' by A. E. Orchard and R. Tobin. Magpie Publications 1988.

Hand-Held Date Stamps

Co-ordinated by George Vearing

Many interesting items of interest concerning postmarks are always keep turning up and the many and varied designs is always of interest. In this edition the postmark from Modbury in South Australia has the numbed 3 at the bottom and the only indication of what state it comes from is the postcode.


Over the past years that I have been producing this column, I have asked quite a few questions relating to postmarks and whether anyone has come across any similar examples but alas no such information has been forthcoming. This column exists to record any new examples of postmarks and any peculiarities that may have been produced .

Many thanks to Richard Peck, Ian Cutter and John Tracey for their contributions.

A.C.T.



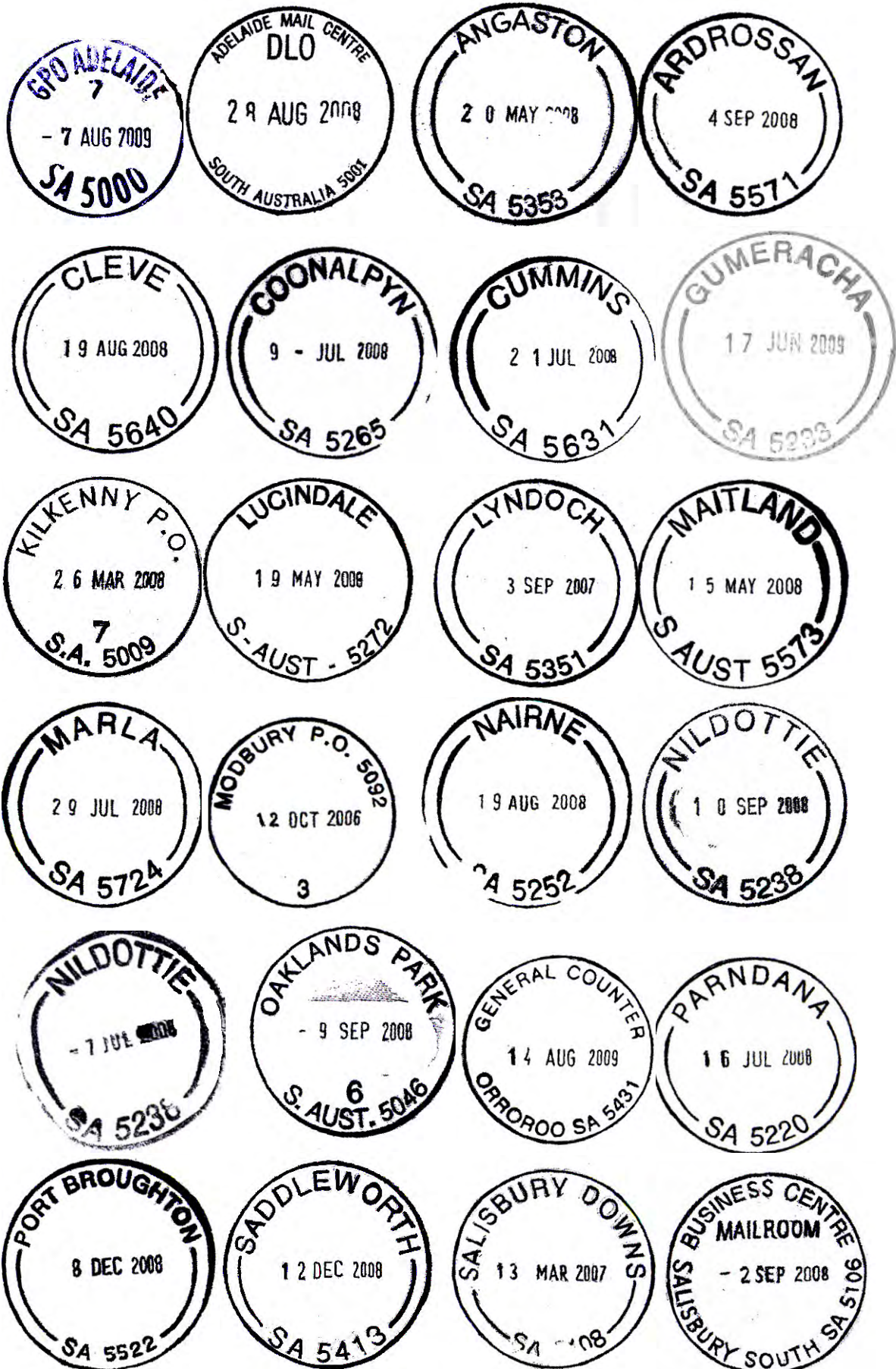
N.S.W.



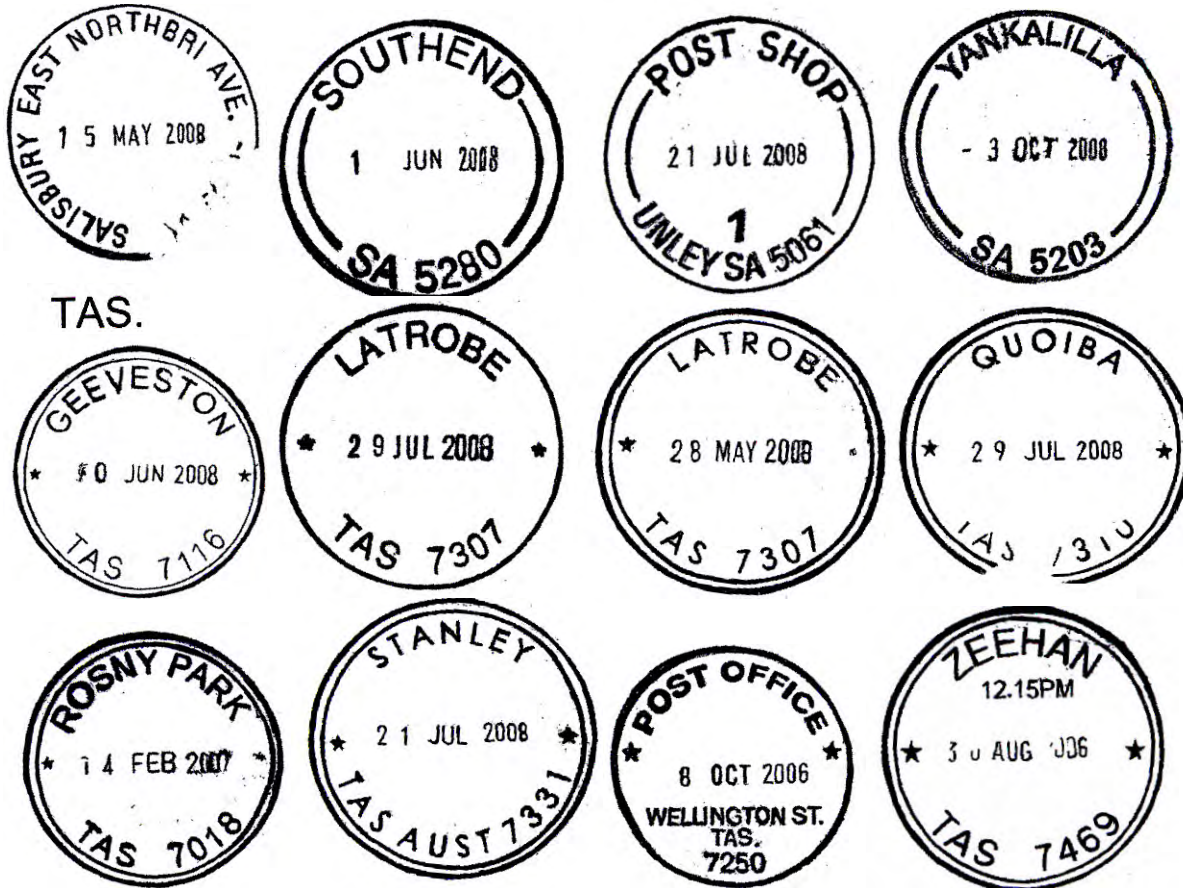
QLD.



S.A.: -Earlier datestamps: -ADELAIDE(7)(77/32), ADELAIDE MC (98/24)



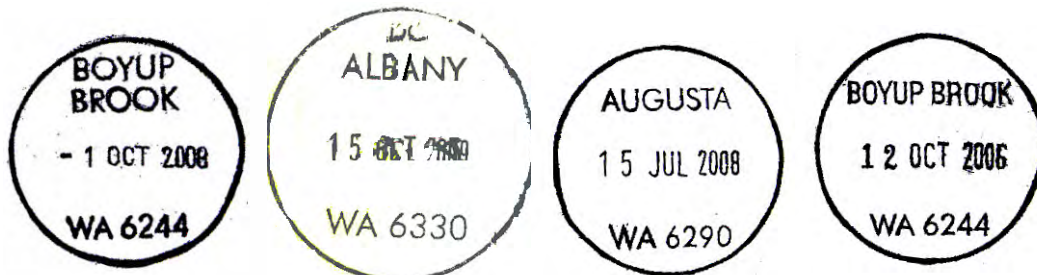
S.A.:-(cont)



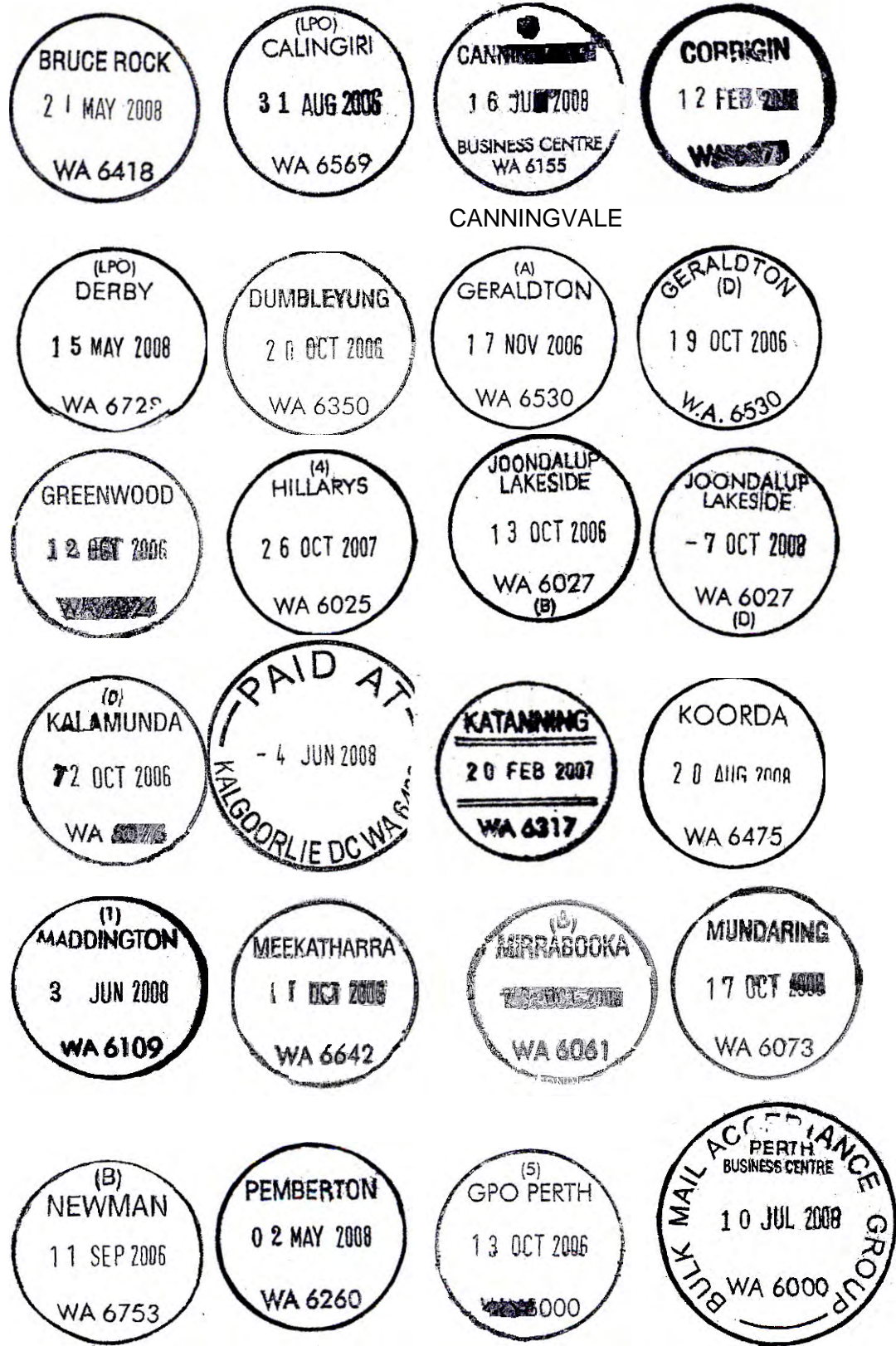
VIC.: -Earlier datestamp-BRANDITT(102/28), COLLINS ST EAST(107/28), ECHUCA SOUTH (103/32), YEA (108/29)



W.A.: -Earlier datestamps:-NEWMAN(106/28), PEMBERTON(104/33).



W.A.: -cont



AUSTRALIAN POSTAL HISTORY.

Announcing new publications from Richard Peck and Colin Salt available on CD.

1. T for Tax by Richard Peck and Colin Salt

By way of background, the original T for Tax by David Collyer and Richard Peck was published over 20 years ago in three volumes. Volume 1 was an overview of the systems in force for revenue protection in Australia and contained much relevant archival material. Volumes 2 and 3 comprised a listing of known tax marks together with early and late dates. There were supplements in 1990 and 2000 listing new details. Since the 2000 supplement was issued much additional information has been collated.


Volumes 2 and 3, plus the updates are now re-presented in a single edition. The listing details all the known tax marks with period of use. Most are illustrated. Volume 1 is also included in its original form.

2. U for Underpaid by Colin Salt.

This is a completely new work bringing together for the first time details of the more recent UNDERPAID markings in use in Australia. Again the listing includes date of use and illustrations of the markings.

T for Tax

Richard Peck and Colin Salt



U for Underpaid

Colin Salt

April 2009.

Available from:

(Price includes Air Mail)

In U.K.

Colin Salt, Teddy's Place,
First Avenue, Frinton-on-Sea,
Essex,
CO13 9HA.

barrfyke@tesco.net

£17.50.

In Australia.

Richard Peck, PO Box 199,
Drummoyne 1470, NSW
Australia.

rp359@idx.com.au

\$Aust35.

In U.S.A.

David McNamee,
15 Woodland Drive,
Alamo,
CA 94507

U.S.A. dmcnamee@aol.com

\$US25. (add \$1 if using
PayPal)

**Australian Stamp and Coin
Company**

Collectable

Specialists



Our Website

www.australianstamp.com

**STAMPS GALORE
FROM ALL THE WORLD**

Currently on-line is the
Australian Catalogue including

Specialist Australian Rarities
Choose from mint and fine used

- Colonies - (States of Australia)
 - Kangaroos
- King George V - all values, varieties & shades
- Pre Decimal KGV, KGVII and QEII
 - Decimal - Queen Elizabeth II
 - Postal History
 - Postal Stationery
 - Thematics (Topical)
 - General World

With Full Security Buying Available Online



COME AND VISIT OUR SHOP
Trading 7 Days a Week

WE OFFER • Keen Prices • Rarities to Current Issues

• Stamps • Coins • Banknotes • Accessories

BUYING and SELLING ALWAYS... Discretion Assured

Australian Stamp and Coin Company

Shop 133, Forest Hill Chase Shopping Centre,
270 Canterbury Road, Forest Hill, Vic 3131
Phone: 03 9878 3411 Fax: 03 9878 3877
Email: sales@australianstamp.com

What YOU can do to help the Australian Philatelic Society

- ◆ Sign up a new member
- ◆ Write an article for the Journal (Better still, write two!)
- ◆ Send the Editor any interesting philatelic news
- ◆ Come to the bi-monthly meeting if in Melbourne
- ◆ Help George Vearing with his Datestamp Notes
- ◆ Get involved in one of the Study Groups
- ◆ Enter the Society Competitions
- ◆ Volunteer to display your collection at the monthly meeting
- ◆ Ensure the Council receives your feedback and suggestions for the Society

Argyll Etkin

THE RARE AND UNUSUAL

turns an 'average' collection into a Medal Winning Collection!

We are stockists of the 'Rare and Unusual'.

Contact us now — Enquiries always invited for —

- ◆Postal History, Postal Stationery, Fine Stamps and related material.
- ◆Is your name on our Register of Specialists?

Argyll Etkin Limited

Leading Buyers- Recognised Valuers

The Argyll Etkin Gallery

27 Regent Street, Piccadilly Circus

London SW1Y 4UA, England

Phone: (020) 7437 7800 Fax: (020) 7434 1060

E-mail argyll.etkin@btconnect.com